MANAGING COMMITTEE
2020-2021

PRESIDENT
Deepak Goradia

IMMEDIATE PAST PRESIDENT
Nayan A. Shah

PRESIDENT-ELECT
Boman Irani

SR. VICE PRESIDENTS
Harish Patel
Nainesh Shah
Domnic Romell
Bandish Ajmera

VICE PRESIDENTS
Sukhraj Nahar
Jayesh Shah
Ajay Ashar

HON. SECRETARY
Pritam Chivukula

TREASURER
Munish Doshi

SPECIAL PROJECTS
Parag Munot
Sandeep Raheja
Navin Makhija
Rasesh Kanakia
Shahid Balwa
Subodh Runwal

HON. JT. SECRETARIES
Shailesh G. Puranik
Dhaval Ajmera
Pratik Patel

JT. TREASURERS
Mukesh Patel
Tejas Vyas

CO-ORDINATORS
Nayan Bheda
Raajesh Prajapati
Dr. Harshul Savla

COMMITTEE MEMBERS
Gautam Ahuja
Deepak Gundecha

INVITEE MEMBERS
Shailesh Sanghvi
Sachin Mirani
Nikunj Sanghavi
Rajeev Jain
Shyamal Mody
Digant Parekh
Rushank Shah
Samyag Shah
Jayesh C. Shah
Sunny Bijlani
Sahil Parikh
Naman Shah
Ricardo Romell
Binitha Dalal

PAST PRESIDENTS
Mayur Shah
Dharmesh Jain
Vyomesh Shah
Paras Gundecha
Pravin Doshi
Mohan Deshmukh
Mofatraj Munot
Rajnikant Ajmera
Late G. L. Raheja
Late Lalit Gandhi
Late Babubhai Majethia

CREDAI-MCHI UNITS

PRESIDENT, THANE
Ajay Ashar

PRESIDENT, KALYAN DOMBIVLI
Shrikant Shitole

PRESIDENT, MIRA VIRAR CITY
Ashit Shah

PRESIDENT, RAIGAD
Kiran Bagad

PRESIDENT, NAVI MUMBAI
Vijay Lakhani

O/C

CREDAI - MCHI

Ref. No. MCHI/PRES/20-21/056

November 25, 2020

To,
Smt Manisha Mhaiskar (I.A.S.)
Principal Secretary
Environment Department
Government of Maharashtra

25/11/20 लिपिक, प्रधान सचिव कार्यालय, पर्यावरण व वातावरणीय बदल विभाग, मंत्रालय, मुंबई-४०० ०३२.

Sub: CREDAI-MCHI Suggestions with regard to Scope/ TOR for the SEIAA/SEAC

Respected Madam,

Firstly, thank you so much for your time on 9th November 2020 and hearing out our suggestions and issues with regard to Environment Department.

You may recall that in our meeting we had brief discussion with regard to Scope / Terms of Reference of the authority. Please find below draft scope for your consideration.

1) SEACs / SEIAA to not to insist IOD/CC and other approvals issued by local planning authorities during appraisal of the projects. SEACs / SEIAA should appraise proposals on the basis of full potential available as per the prevailing development control rules or as per the proposal/conceptual plan submitted by project proponent which is in consonance with prevailing DCR.

2) SEAC/SEIAA to follow circular No. 22-154 /2015-1A.III dated 10th November 2015 issued by MoEF while appraising the proposals for Environmental Clearance and should not insist information related to town planning rules and regulations under MRTP Act/DCRs.

3) Appraisal of the project or EC should not be stopped for requirement of Forest Clearance or NOC from National Wildlife Board and it should be considered parallel permission issued under two separate Acts.

4) We request MPCB not to insist consent to establish permission for STPs in residential project, as agreed upon by M.S. MPCB in the meeting, after due verification of legal provisions. Regarding consent to operate MPCB will take separate view as per the legal provisions and court orders. Further online monitoring of the STP for the residential projects should not be insisted by MPCB as it is not economically viable for residential societies.

5) All the application should be received only through online portal developed by MoEF&CC.

6) Minutes of the meeting should be finalized and uploaded on online portal developed by concerned website in 48 hours.

7) Draft Power Point Presentation that Project Proponent can submit with regard to Environment Parameter as per MoEF guidelines is attached herewith for your kind perusal.

CREDAI - MCHI
Maker Bhavan II, 4th Floor, 18, V. Thackersey Marg, New Marine Lines, Mumbai - 400 020.
Tel: 42121421, Fax: 4212 1411/407 Email: secretariat@mchi.net Website www.mchi.net

Also Madam, you may be aware that recently MoEF had issued Office Memorandum dated 18th Nov 2020 with regard to Streamlining the process of Environmental Clearance. We request you to please implement the guidelines at the earliest. (Copy Attached).

Kind request to consider our above suggestions and take necessary action to ease the process of Environmental NOC.

Thanking you for your continuous support.

Thanking you,

Yours Faithfully,
**For CREDAI-MCHI**

**Deepak Goradia**
President

**Pritam Chivukula**
Hon. Secretary

WELCOME TO
EXPERT MEMBERS
OF
MoEF COMMITTEE
Date :

# Project Name

# C.S.No.

## Presentation to the Expert Committee
## Date:

# INDEX


PROJECT AT GLANCE

LAY OUT PLAN

CONSTRUCTION AREA STATEMENT FOR ENVIRONMENT IMPACT STUDY

PARKING LAY OUT

WATER BALANCING

RAIN WATER CALCULATION

SEWAGE TREATMENT CALCULATION

SOLID WASTE MANAGEMENT

GREEN BELT DEVELOPMENT

ELECTRICAL LOAD

ENERGY CONSERVATION

SAFETY & FIRE FIGHTING

TRAFFIC MANAGEMENT

ENVIRONMENTAL SETTINGS

IMPACT RANKING

IMPACT MATRIX

PROJECT HIGHLIGHTS

# PROJECT AT GLANCE

## Project Consist of

G + 44 storied residential building with 4 wings

G + 10 storied 2 nos. commercial building

Total No. of flats 340

Adequate parking space for Commercial and Residential users

Sewage Treatment Plant with recycling facility

Rain water harvesting system, solar system for street lights

Solid waste management for entire complex

Green belt development to increase aesthetics of the complex

Proper traffic management within the complex

Separate entry and exit for commercial & residential areas

Care taken to avoid traffic congestion near entry and exit to the project

Fire fighting system, safety measures are of top priority

Energy and water conservation measures adopted

# LAYOUT PLAN

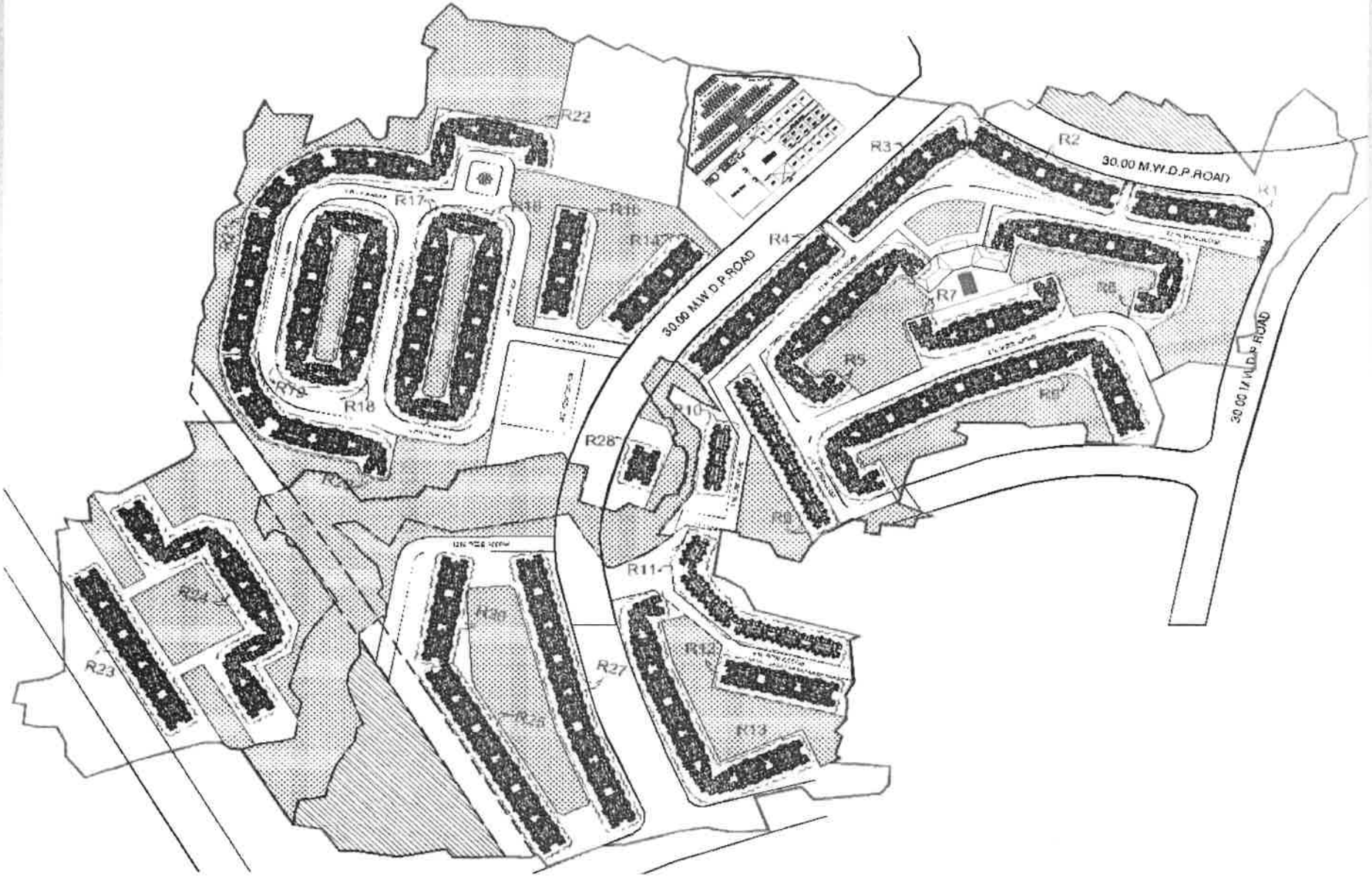
30.00 M.W.D.P.ROAD
30.00 M.W.D.P.ROAD
30.00 M.W.D.P.ROAD
R1
R2
R3
R4
R5
R6
R7
R8
R9
R10
R11
R12
R13
R14
R15
R16
R17
R18
R19
R20
R21
R22
R23
R24
R25
R26
R27
R28

# CONSTRCUTION AREA STATEMENT FOR ENVIRONMENT IMPACT STUDY

| CONSTRUCTION AREA STATEMENT | AREA IN SQ.MT |
|---|---|
| Plot Area | |
| Total Construction Area | |
| Proposed RG area | |
| **Proposed construction area - breakup based on building type :** | |
| a) Residential | |
| b) Commercial | |

# TYPICAL PARKING LAYOUT

LEGEND -

- TYPE-A
- TYPE-B
- TYPE-B1
- TYPE-R1,R2A & R2B

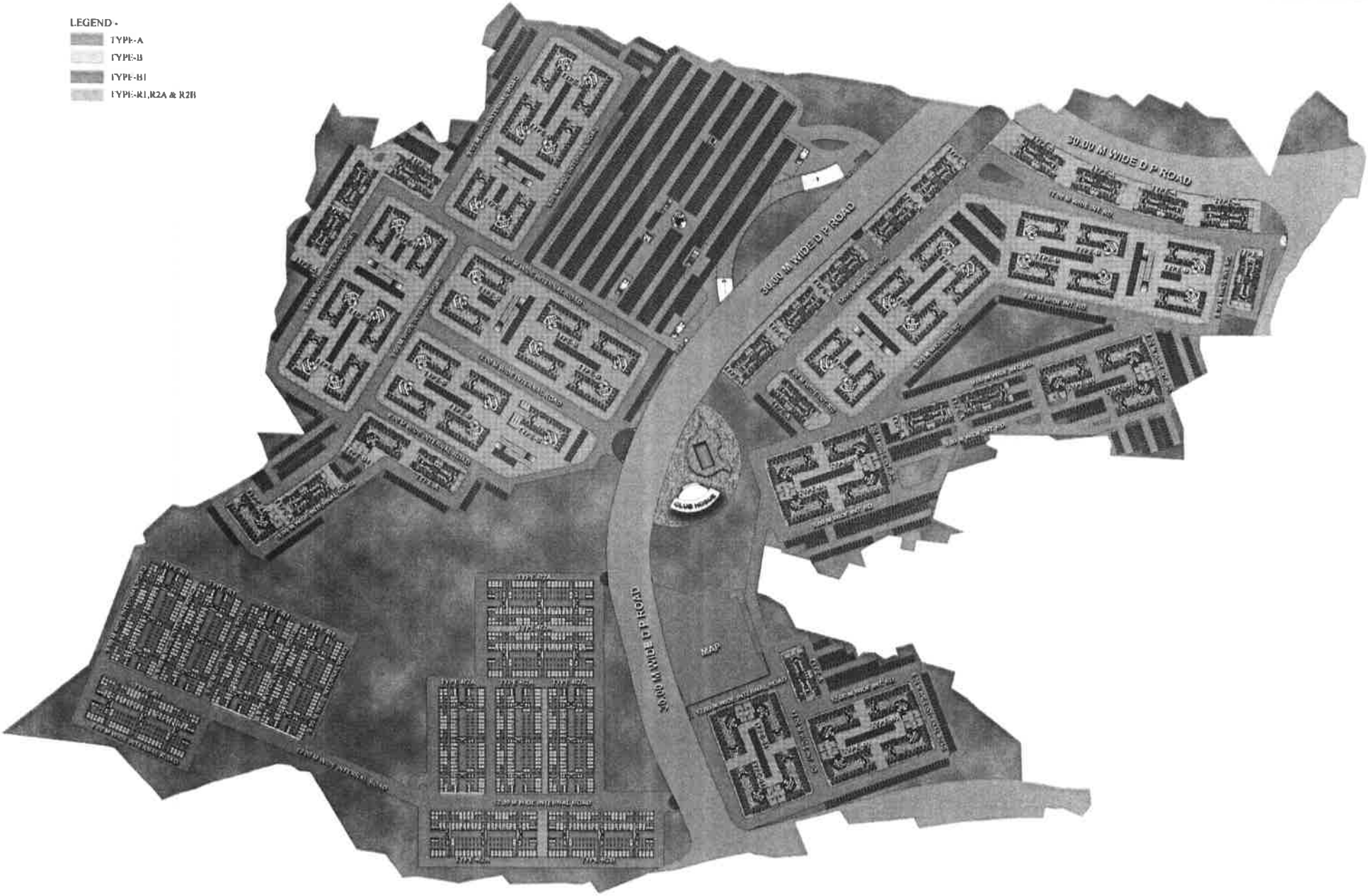

# PARKING STATEMENT

No. of flats = 340

No. of parking for residential area = 2 per flat i.e.680

Additional 10% for guest parking provided

No. parking for commercial area(1 car park/900 Sft) = 847 nos

Total parking (Residential + Commercial+ 10% Visitors) provided = 1537 nos

Total Scooter parking (Residential + Commercial) = 100 nos

Multi-level car parking provided for residential and commercial areas separately

# WATER BALANCE STATEMENT

| | Usage | Population | Water Requirement (lit per day) | Water Demand (in lit) |
|---|---|---|---|---|
| A) | **Residential (340 Tenement)** | | | |
| i) | Flushing | 1700 | 50 | 85,000 |
| ii) | Domestic | 1700 | 40 | 68,000 |
| | | | | 1,53,000<br>Say 153m³/d |
| B) | **Commercial** | | | |
| i) | Domestic | 1500 | 20 | 30,000 |
| ii) | Flushing | 1500 | 25 | 37,500 |
| | | | | 67,500<br>Say 68 m³/d |
| C) | **Landscaping** | 14995 m² | 5 ltr/m² | 75,000<br>Say 75m³/d |
| D) | **Total Water Demand (A + B + C)** | | | 2,95,500 |

# WATER BALANCE STATEMENT

| | | | | |
|---|---|---|---|---|
| E) | Water available from<br>Municipal source | 1700 NOS<br>1500 NOS | 90<br>45 | 1,53,000<br>67,500 |
| | | | | 2,20,500 |
| F) | Water to be made available from outside (D - E) | | | 75,000 |
| G) | Water available from STP after Treatment | | | 1,32,600 |

***Hence we exert less pressure on municipal water supply***

# RAIN WATER HARVESTING DETAILS

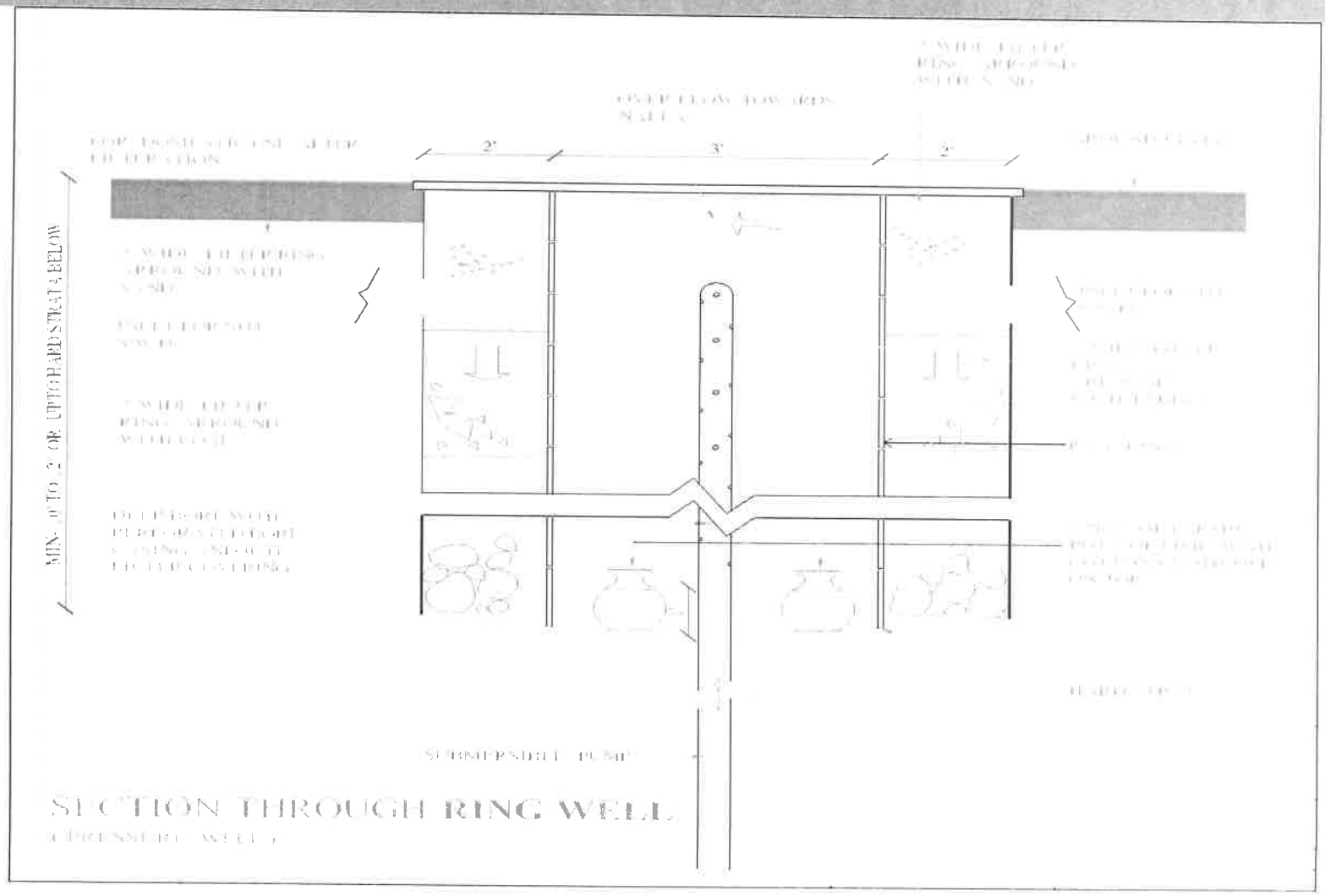

# RAIN WATER HARVESTING DETAILS

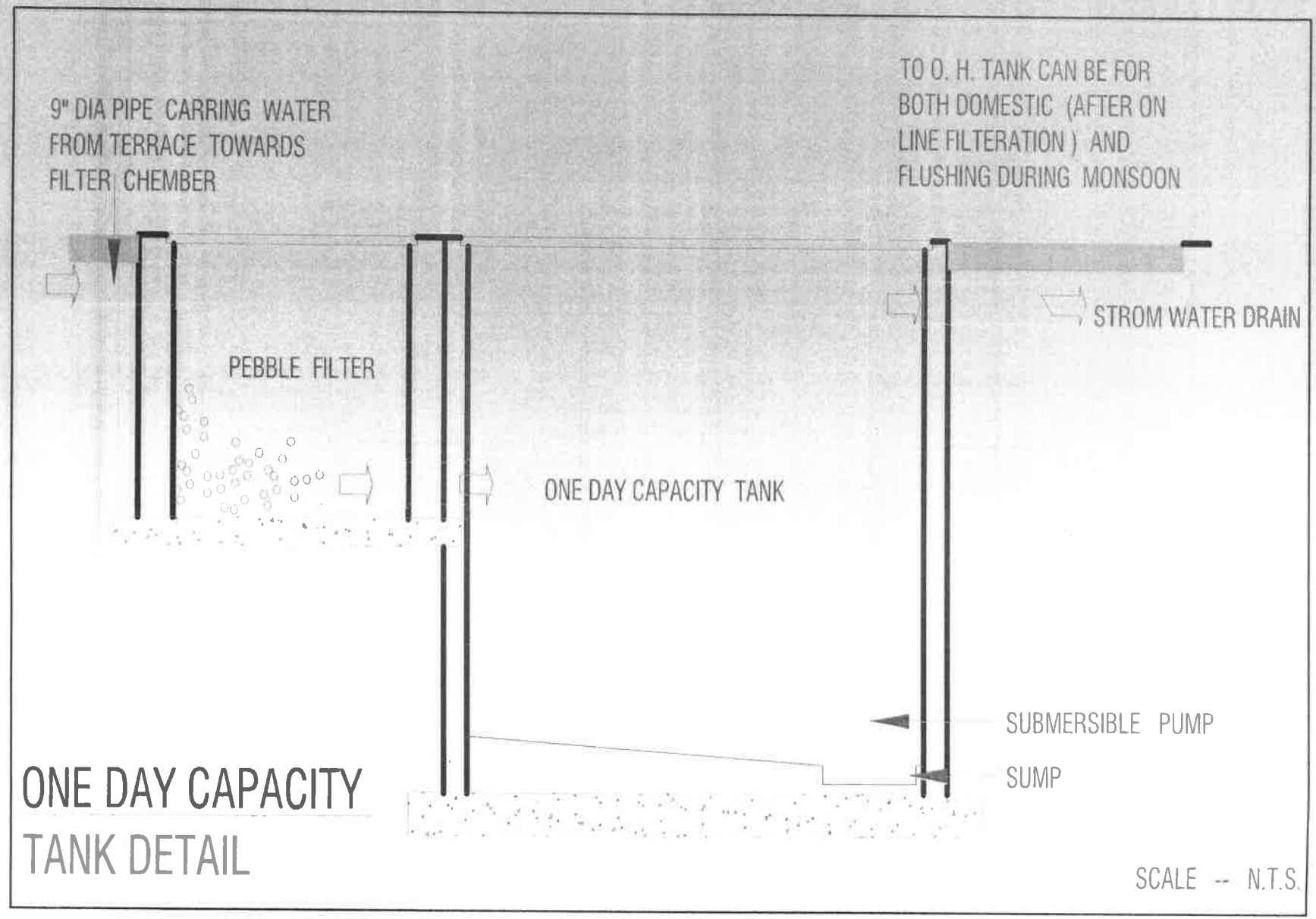

# RAIN WATER CALCULATION

**Total volume of rainwater obtained from the roof top of proposed building is as follows:**

**Volume obtained from roof top:**

Total volume of Rain Water= Total roof top area ($m^2$) x Rainfall per day (mm) x 0.8 (less)

= 11720 $m^2$ x 20 mm x 0.8

= 1,87,520 Litres / day.

**From roof top area, volume of water obtained is approximately 1,87,520 litres per day.**

The volume of water obtained from proposed building, is 1,87,520 litres per day, this water can be charged in Six rainwater harvesting units.

The size of each unit is about 31,250 litre. So 31,250 litre of water per day can be charged in each rainwater harvesting unit.

**Therefore secondary requirement of water for the building will be fulfilled by the rainwater harvesting units.**

# SEWAGE TREATMENT CALCULATION

The proposed project consist of Residential and Commercial areas. The sanitary waste will be typically generated through the Toilets and Kitchen.

**Calculation for STP Capacity:**

**Residential**

| | |
|---|---|
| Total Tenements | = 340 Nos |
| Total Estimated Population for Residential | = 1700 Persons |
| Water supply rate | = 90 lit per day |
| Expected Sewage Generation | = 123 $m^3$/day |

**Commercial**

| | |
|---|---|
| Total Estimated Population for Commercial | = 1500 Persons |
| Water supply rate | = 45 lit per day |
| Expected Sewage Generation | = 54 $m^3$/day |

**TOTALSEWAGE GENERATED = 177 $m^3$ /day**

**Therefore plant designed for capacity of _____**

# SEWAGE TREATMENT CALCULATION

## Raw Sewage characteristics

Expected Characteristics of Raw Domestic Sewage

- pH : 7 to 8
- Suspended Solids : 300 mg/l. - 350 mg/l.
- $BOD_5$ days AT $20^0$ C : 250 mg/l. - 300 mg/l.
- COD : 500 mg/l. - 600 mg/l.
- Oil & Grease : 20-25 mg/l.

## Characteristics of treated sewage

Treated Domestic Sewage shall conform to the following characteristics.

- pH : Around 7 to 8.5
- Suspended Solids : Less than 20 mg/l.
- $BOD_5$ days AT $20^0$ C : Less than 10 mg/l.
- Oil & Grease : Less than 10 mg/l.
- Bacteriological : - E – Coli count in 100ml of any sample should be less than $10^3$

# Flow Chart of Sewage Treatment Plant having capacity _____ $m^3$/day

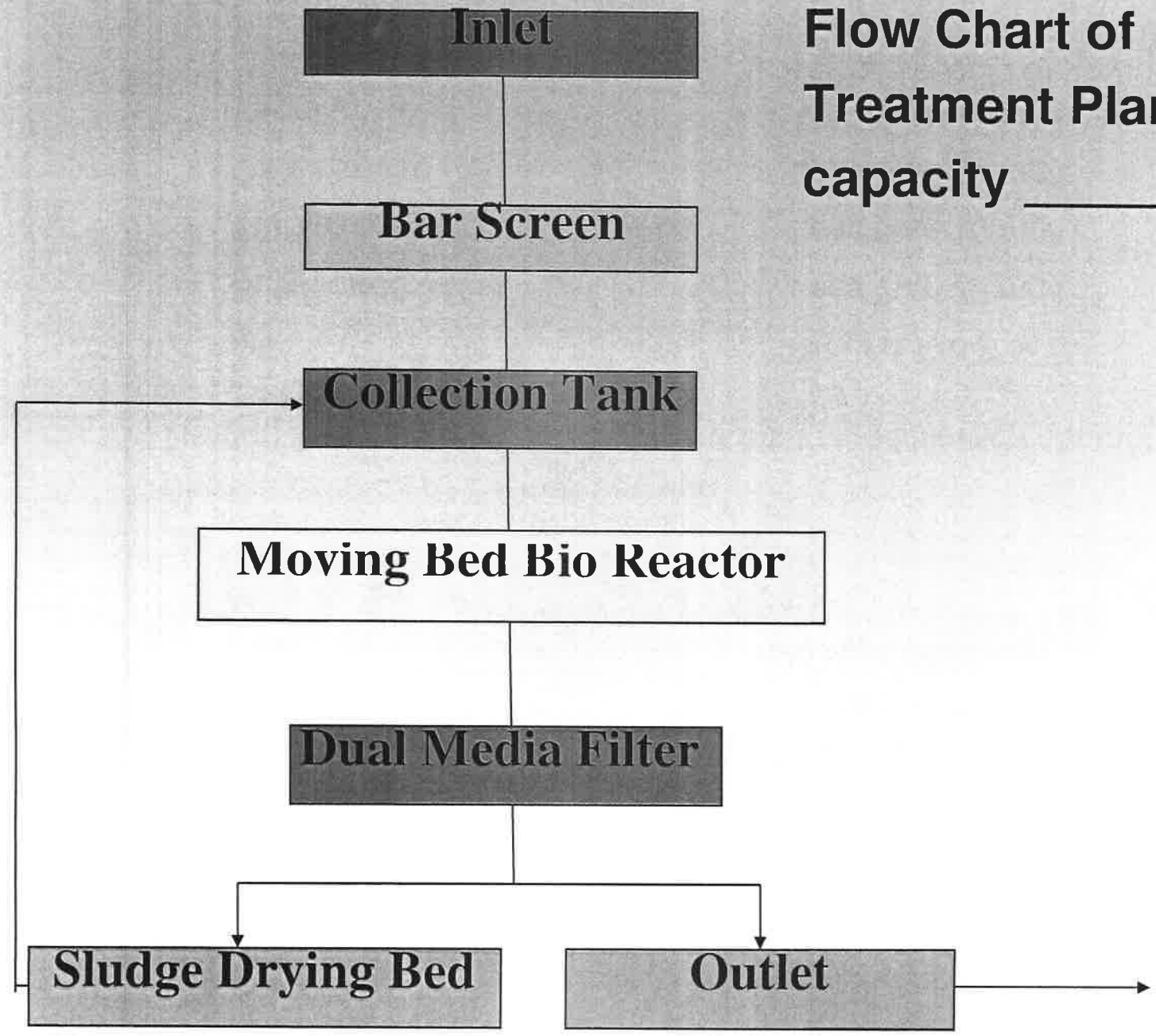

# SEWAGE TREATMENT SCHEME

## Expected Treatment

The Sewage Treatment Plant is designed for average flow of _____m3 / day. The treated sewage will be reclaimed and used for Flushing and Landscaping within Project area.

## The Treatment Plant is broadly consist of the following.

Aeration Tank
Tube Settler
Intermediate Storage Tank
Treated Water Storage Tank
Raw Sewage pump
Filter Pump
Garden Pump
Sludge Holding Tank
Alum Doser
Sand Filter
Activated Carbon Filter
Clorine Doser
Blower

# SOLID WASTE MANAGEMENT

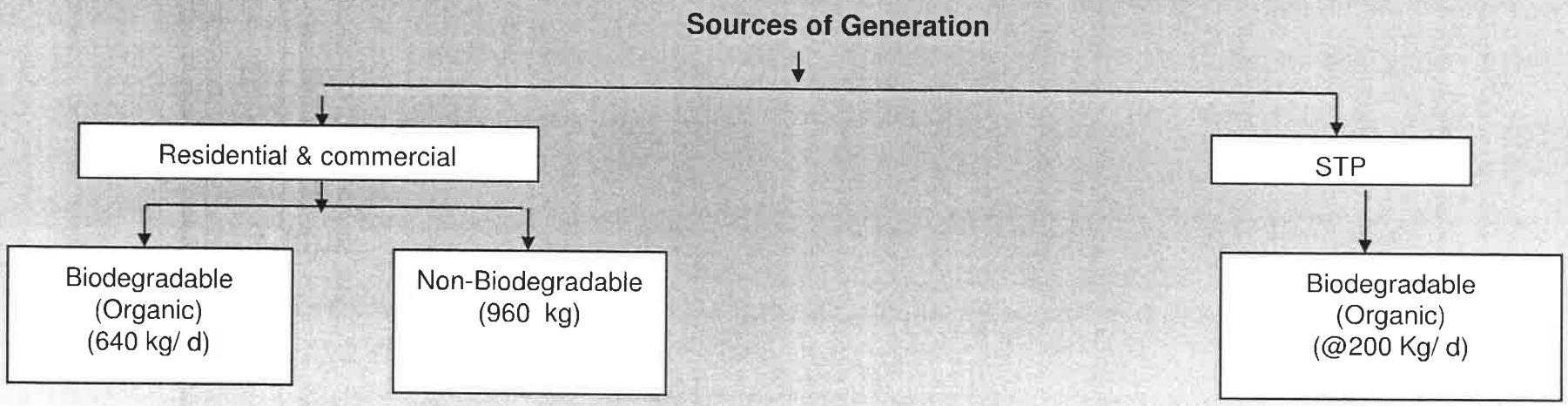


**Classification of Waste**

| Organic | Recyclable | Others |
|---|---|---|
| Tea Leaves, Eggshells, Old Food, Henna Paste, Vegetable Peels. | Paper, bottles,, glass, note books, safety pins, caps of mineral water bottles etc. | . PET mineral water bottles, nitrogen sealed packaging for chips, tetra packs, thermocol, carbon pvisiting cards, sachets. aper, plastic coated |

Generation of Bio degradable Solid Waste/day/person = 0.200 kg/ day
Generation of Non - Biodegradable Solid Waste/day/person = 0.300 kg/ day

Therefore,
Biodegradable – 3200 X 0.200 kg/ day = 640 kg/ day
Non -Biodegradable – 3200 X 0.300 kg/ day = 960 kg/ day

# SOLID WASTE MANAGEMENT

| SR | DESCRIPTION | QTY |
|---|---|---|
| 1.<br>2.<br>3.<br>4.<br>5. | SHREDDER<br>COMPRESSOR<br>SIEVE<br>REQUIREDTOOLS/TACKLES/SPARES<br>TIVAS BIO-COM PROCESS VESSELS WITH AGITATOR ASSEMBLY | 1 NO.<br>1 NO.<br>1 NO.<br>1SET<br>SET OF 2 VESSELS<br>(2000 mm dia. X 1800) |
| | **BASIC CIVIL FACILITY REQUIRMENT** | 1000 sq. ft. |
| 1 | SHED FOR PROCESSING AREA | For 10 KVA |
| 2 | ELECTRICAL INSTALLATION CHARGES | |
| | **UTILITIES**<br>TECHNICAL KNOW HOW FOR TIVA BIO-COM PROCESS AND SUPPLY OF TRIO COMCULT-G (DECOMPOSING CULTURE) TRIO RICH (MICROBIAL CULTURE FOR ENRICHMENT)<br>(FOR ONE YEAR) | |

**Production of Enriched Organic Manure:**

- Biodegradable : 657 t/annum
- Organic Manure production at 40% : 262 mt/ annum
- Sales price of Enriched Organic Manure : 2000 / mt
- Total sale value : Rs. 525 lacs/annum

# PROPOSED GREEN BELT DEVELOPMENT LAYOUT

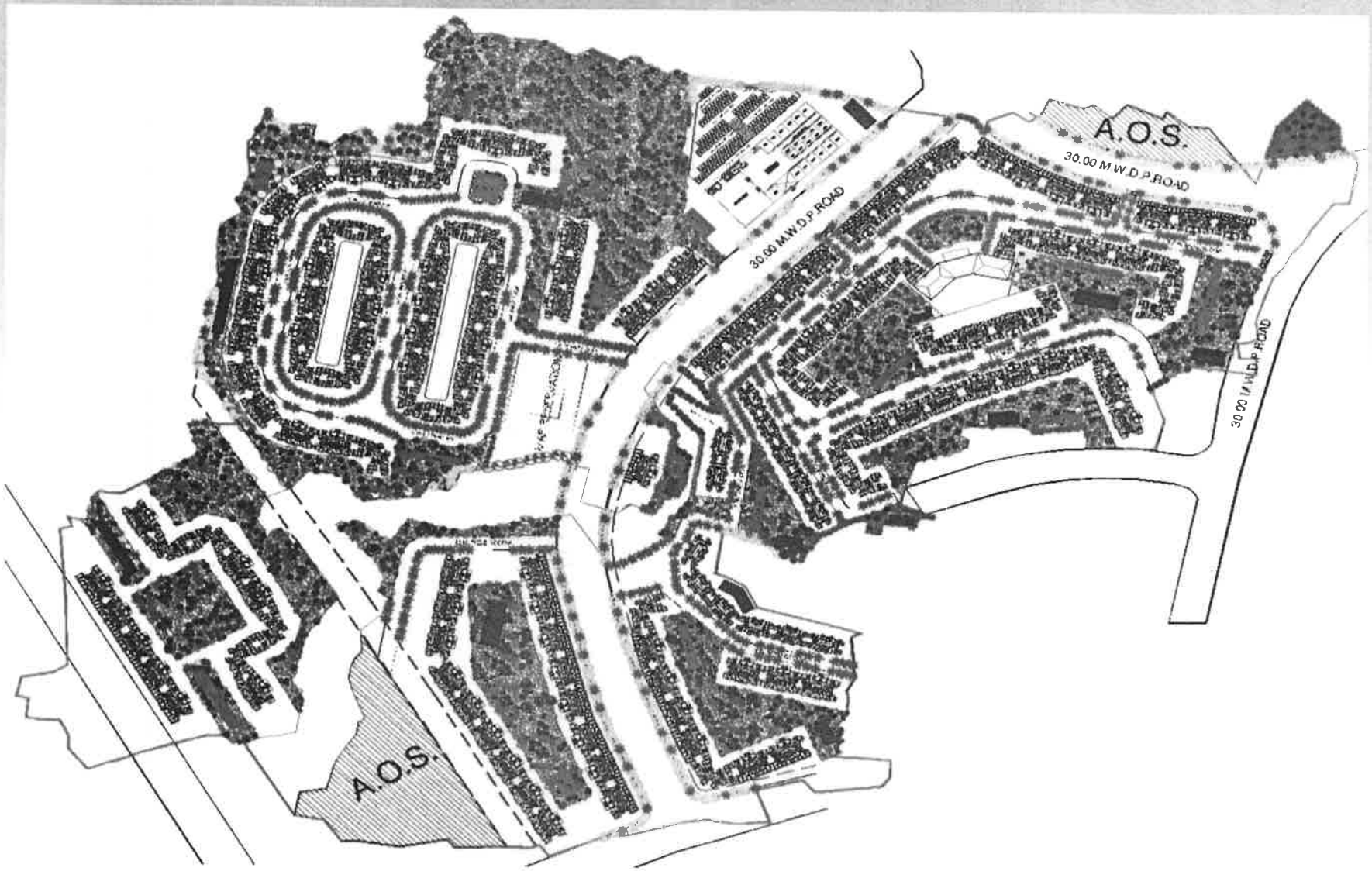

# STATEMENT FOR TREES

| Sr. | Description | Area in sq.mt. | Reqd. | prop. |
|---|---|---|---|---|
| 1 | 5 Trees per 100 Sq.mt. for recreation ground | 14995.78 / 5 | 2999 | 3150 |
| 2 | 2 Trees per 100 Sq.mt. for open land | 16022.41 / 2 | 8011 | 8400 |
| | Total figs. in nos. | | 11010 | 11550 |

# LANDSCAPE &TREE PLANTATION

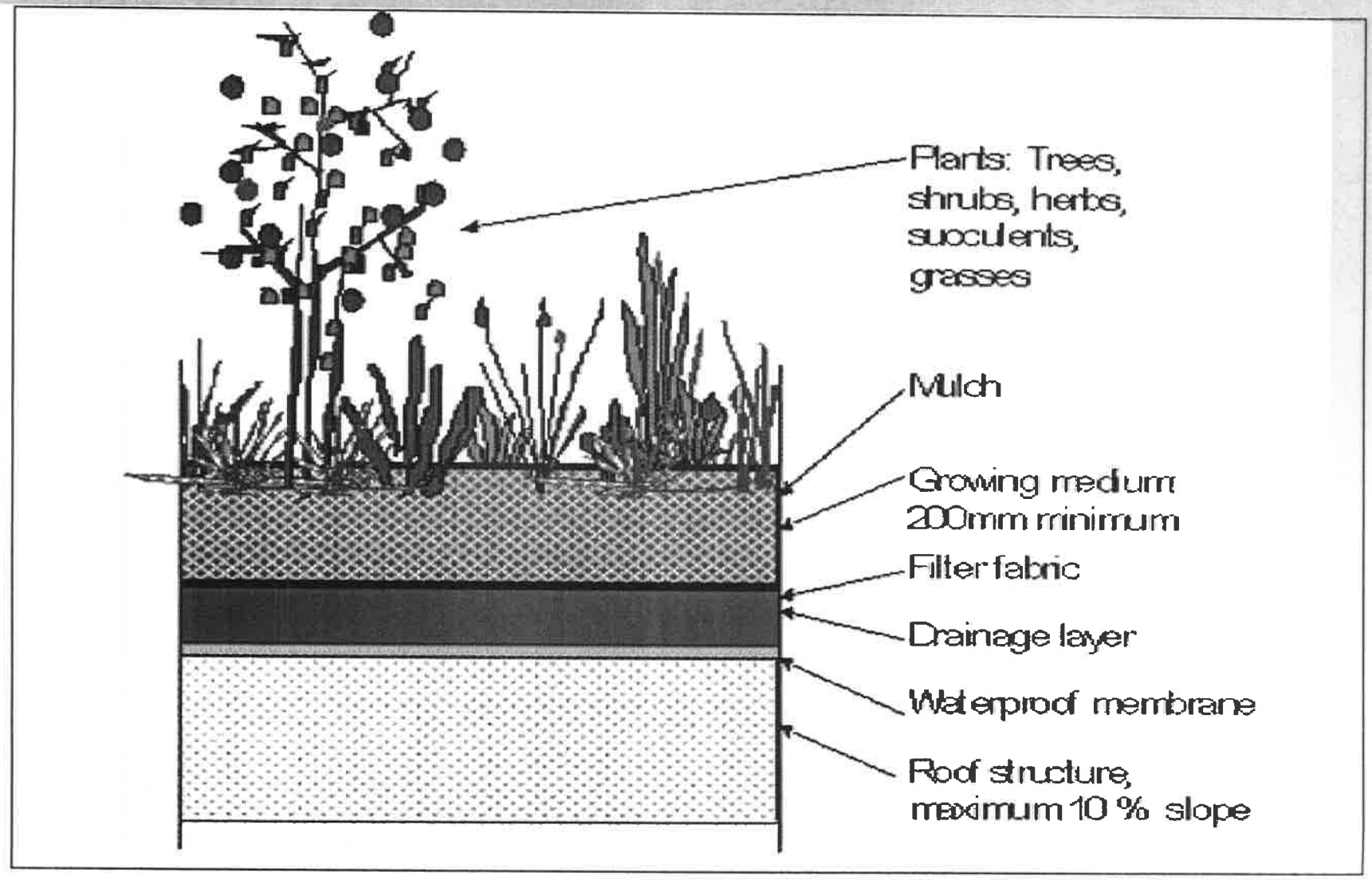


**Typical Section for Garden with waterproof**

# LANDSCAPE &TREE PLANTATION

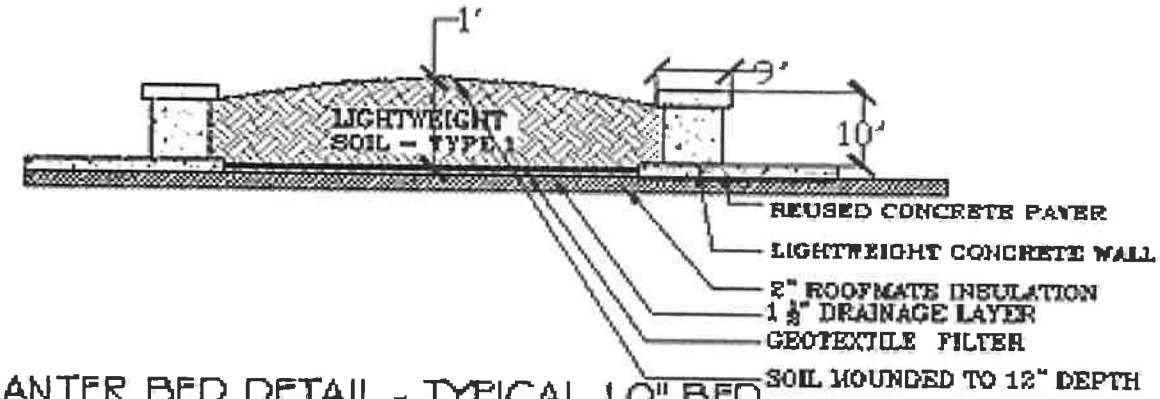


PLANTER BED DETAIL - TYPICAL 10" BED
MOUNDED TO 12" SOIL DEPTH
SECTION

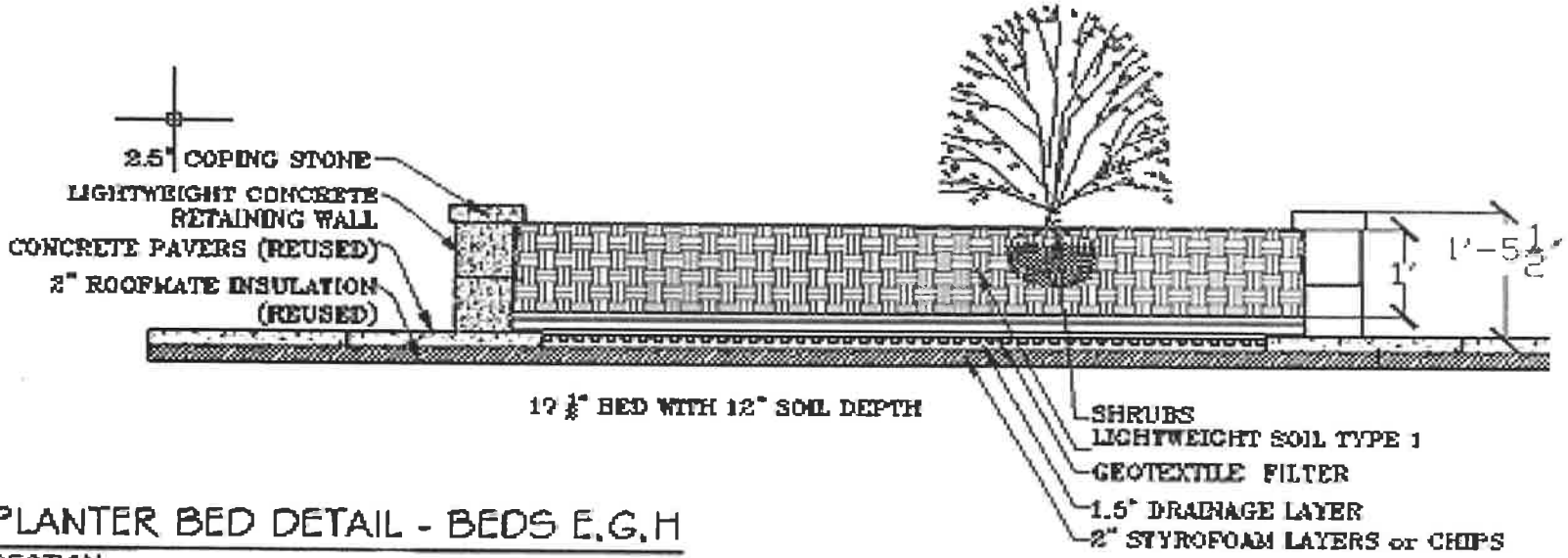


PLANTER BED DETAIL - BEDS E,G,H
SECTION

# AVENUE TREES

Anthocephlus Cadamba
[ Kadamba]

Spathodea Companulata
[Fountain Tree]

Samania Saman
(Rain Tree ]

Terminalia Catappa
[ Indian Almond]

Royal Palm

Bahunia Purpurea [ Kanchan ]

# DECORATIVE PLANTS

Fan Palm


ixora

Heloconia

Cycus

Euphorbia

Areca Palm

Canna

Canna

Phoenix Palm


Duranta Sunshine

Ferns

Mussaenda

Nerium

Ribbon grass

Schefflera

# ENERGY CONSUMPTION AND SOURCES

Electrical load requirement for Commercial – 1180 kVA
Electrical load requirement for Residential – 3729 kVA
Supply from MSEB Power Distribution Company

**Non-Conventional Source**

All garden area will be on solar system
15-20% solar power for street lights will be utilised

**DG Sets**

1 No.of silence DG set of 250 kVA for Residential
2 No.of silence DG set of 100 kVA for Commercial

# ENERGY CONSERVATION

Variable Frequency Drive for Pumps

Automatic Capacitors to Maintain Higher Power Factor

State of the Art Building Management System for HVAC Equipments control an monitoring for their optimum utilization. Monitoring of Plumbing, Fire fighting and Electrical systems .

Use of Energy Efficient Motors for Fans.

Optimum use of Glass with sun control film

Construction with aerated concrete block instead of normal brick construction

CFL/T5 Lamps instead of T – 8 Lamps

Saving in electrical loads of 20%

# USES OF EQUIPMENTS TO SAVE ENERGY

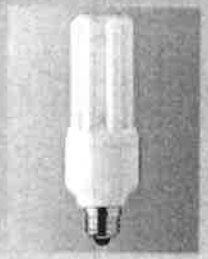

Use of CFL Lamps at common areas like Passages/Lift Shaft/Lift Lobby/Staircase/Slit Area/Car Parking Area, Landscaping / garden areas, Signage etc.



Automatic Capacitors to Maintain Higher Power Factor for Lifts and Water Pumps.

Use of Garware Make Sun control films for Glass Windows. Saves Energy: Sun control reduces Air conditioning cost by rejecting upto 78% of total solar energy incident on the glass. It also reduces solar heat gain, cooling interiors and thus making you feel cool and comfortable in the process.

# SAFETY FEATURES

- Building with fire alarm system .
- Oil free dry type electrical transformers
- DG sets for emergency lighting in staircases & selective areas
- Hydrant pumps, sprinkler pumps and diesel engine pump for fire protection
- Lower ground floor provided with pits and sump pumps to pump out water from the floor during flooding

# FIRE FIGHTING MEASURES

- Provision of 1 no underground static storage Tank of Capacity 150 m3.
- Provision of overhead Fire Tank of 25 m3
- Provision of Fire, Sprinkler, jockey and Booster pumps.
- 150 mm dia external Fire hydrant line .
- Smoke detectors at various sensitive areas

# TRAFFIC MANAGEMENT

## PROJECT SCENARIO:-

Separate entry and exits of the residential and commercial areas
Adequate parking provision for four and two wheelers
10% additional parking for visitors
Multi-level parking provided
Adequate signages for proper traffic movement
Adequate green belt for vehicular emission barrier

## RESENT SCENARIO:-

3 nos. of access roads to the project having 24 mt. and 18 mt. 2 nos. approach roads belong to BMC

# ENVIRONMENTAL SETTINGS

## Meteorological Site Conditions:-

**Rainfall (Average)** : 800MM

**Average wind speed** : 12KMPH

**Ambient Temperature** : 35.0$^0$c (Max);18.3$^0$C(Min)

**Relative Humidity** : 76% (Max); 54% (Min)

## ENVIRONMENTAL STUDY LOCATIONS

| SR. NO | Study Location |
|---|---|
| 01. | |
| 02. | |
| 03. | |
| 04. | |
| 05. | |

# UTILITIES

| Sr. No | Parameters | Construction Phase | Operation Phase |
|---|---|---|---|
| 1 | Water | 100 m3/ day | 246 m3/ day |
| 2 | Power | 800 kVA | @6000 kVA |
| 3 | Sewage | 80 m3/ day | 177 m3/ day |
| 4 | Manpower | 100 workers, and other administrative staff will be about 20 no. | 50 No. |
| 5 | Construction workers Camp | 25 No. of hutments | ---- |

**AIR** : Terrestrial (CO, Particulate matter, SOx,NOx, etc)

**WATER** : Project area does not fall near to any natural water bodies

**NOISE** : Operation during construction activity

**SOLID WASTE** : From the Residential Complex

**ECOLOGY** : Terrestrial (Flora & fauna, etc.)

**LAND USE PATTERN** : Rehabilitation & resettlement (Road widening relocation of utilities, etc.) (Not Applicable)

**SOCIO-ECONOMIC EFFECT** : Employment

**MET DATA** : Rainfall, wind direction & speed, temperature etc.

# ENVIRONMENTAL STUDIES

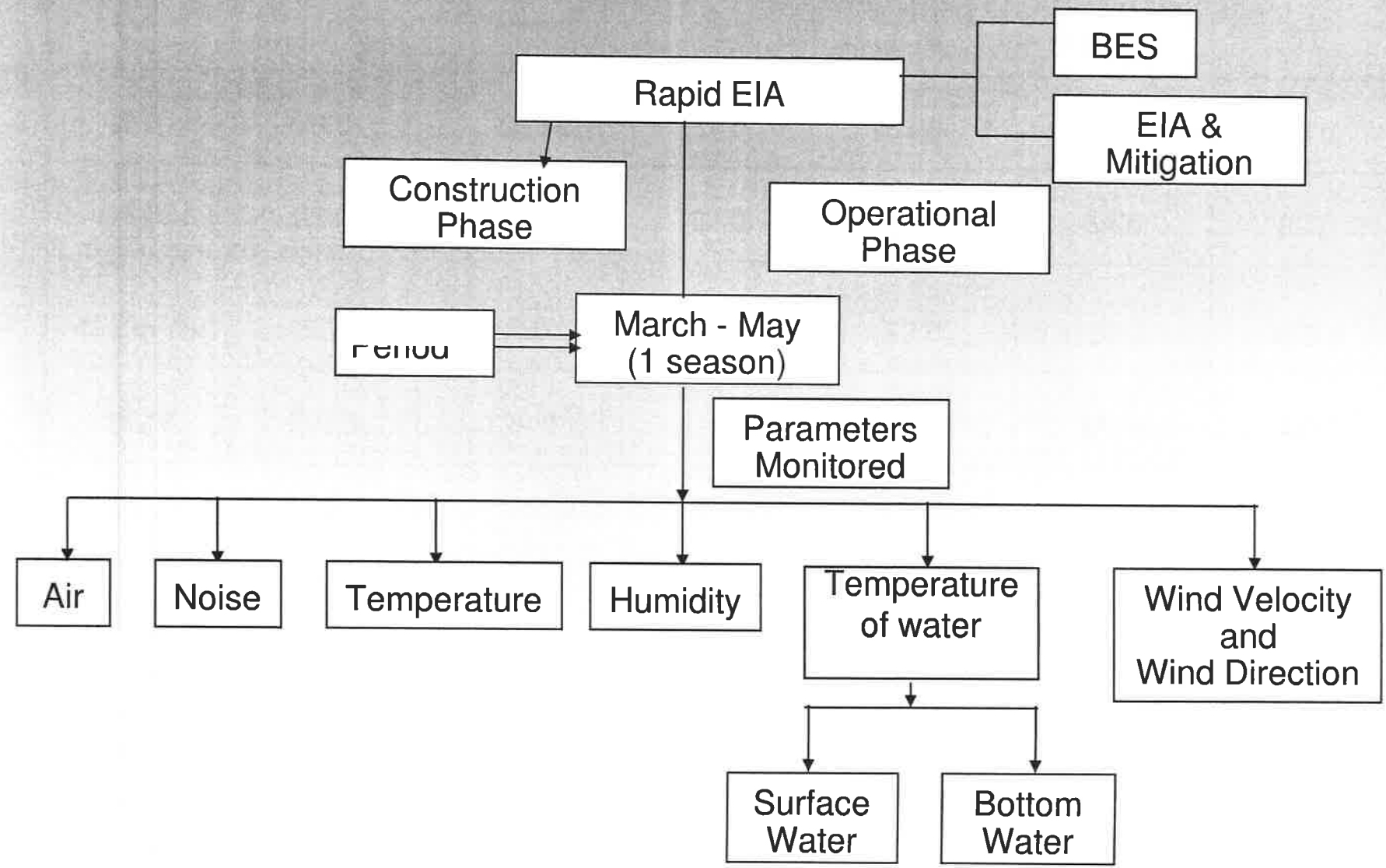

# ENVIRONMENTAL IMPACT ASSESSMENT & MITIGATIVE MEASURES (Contd..)

## Average Ambient Air Monitoring Report

| Location | | | | | | |
|---|---|---|---|---|---|---|
| Parameter | | | | | | |
| SPM | 140.0 | 136.0 | 134.0 | 154.0 | 150.0 | 200.0 |
| R.S.P.M | 58.0 | 43.0 | 49.0 | 53.0 | 50.0 | 100.0 |
| Sox | 23.0 | 19.0 | 25.0 | 24.0 | 26.0 | 80.0 |
| Nox | 18.0 | 22.0 | 24.0 | 21.0 | 17.0 | 80.0 |
| CO | 1.10 | 1.20 | 1.25 | 1.15 | 1.3 | 2.0 |

**All Parameter Units Are µg/M³) Standard from 'The Air (Prevention and Control of Pollution) Act, 1981'**

# ENVIRONMENTAL IMPACT ASSESSMENT & MITIGATIVE MEASURES

## AIR QUALITY

### FACTORS ENVISAGED :-

Vehicular movement during construction phase
Transportation of various materials
Various construction activities

### MITIGATIVE MEASURES :-

Regular maintenance of machineries and equipments shall be carried out
Fugitive dust entrainment will be controlled by sprinkling water
Green belt area will be developed for trapping fugitive emissions
Transportation vehicles will be covered to avoid dust emission

### CONCLUSION :-

The Air Quality will have temporary effect during construction phase whereas operational phase will have very negligible effect.

# ENVIRONMENTAL IMPACT ASSESSMENT & MITIGATIVE MEASURES (Contd..)

## NOISE QUALITY

### FACTORS ENVISAGED :-

Due to transportation and vehicular movement
Construction activities

### MITIGATIVE MEASURES :-

Personal Protective Equipments ( PPE ) will be provided to workers in the vicinity of noise generating areas Scheduling of project activities will be adopted accordingly

### CONCLUSION :-

Noise impacts will be minimum and of temporary phase during construction phase and more lesser during operational phase

# ENVIRONMENTAL IMPACT ASSESSMENT & MITIGATIVE MEASURES (Contd..)

## Average of Noise Data for Project Areas

| Parameters Seasons | Day | Night |
|---|---|---|
| | Average (dB) | |
| Summer Season | 46.03 | |

## Permissible Noise Level (CPCB Standards)

| Area | Category of Area | Permissible Limit | |
|---|---|---|---|
| | | Day time (dB) | Night time (dB) |
| A | Industrial Area | 75 | 70 |
| B | Commercial Area | 65 | 55 |
| C | Residential Area | 55 | 45 |
| D | Silence Zone | 50 | 40 |

Note - 1 Day time is reckoned in between 6 a. m and 10 p.m.
Note - 2 Night time is reckoned in between 10 p.m. and 6 a.m.

# ENVIRONMENTAL IMPACT ASSESSMENT & MITIGATIVE MEASURES (Contd..)

## WATER QUALITY

### FACTORS ENVISAGED :-

Construction workers camp
Hygiene and sanitation of the surrounding environment

### MITIGATIVE MEASURES :-

Storm water drainage will be provided as per DC rules.
No run-off water during construction phase will go out side the project area and will not enter in to the surrounding environment.
Care will be taken to avoid layer of suspended solids and deposition of fine particles in the surrounding area during construction activity
Sewage treatment system for construction workers camp

## CONCLUSION :-

There will not be any pollution of either surface or ground water due to construction or operational phases.

# ENVIRONMENTAL IMPACT ASSESSMENT & MITIGATIVE MEASURES (Contd..)

## TOPOGRAPHY SOIL & GEOLOGY

### IMPACT ATTRIBUTE TO ABUTTING STRUCTURES & INFRASTRUCTURE :-

Construction activities will be strictly as per the design and IS codes
Existing geographical conditions will be maintained
Proposed construction will be based on soil mechanics survey

### MITIGATIVE MEASURES :-

Construction strictly as per approved design
Green belt of proper size and shape will be develop to increase the aesthetic value of the project.
Construction to be carried out in such a way that it will not hamper the structural safety of abutting buildings
Structural design and supervision by eminent Consultants

### CONCLUSION :-

There will not be any major changes on these parameter during operational phases.

## LAND USE

Encroachment on existing plot area. (Rehabilitation on same plot)
Construction workers camp will not disturb surrounding land use pattern

### CONCLUSION :-

No direct or indirect impact on land use pattern will be observed during both the phases.

# ENVIRONMENTAL IMPACT ASSESSMENT & MITIGATIVE MEASURES (Contd..)

## ECOLOGY, FLORA & FAUNA

**FACTORS ENVISAGED :-**

No major ecological factors present at site
Project area does not fall under Reserve Forest or Forest area

**MITIGATIVE MEASURES :-**

Utmost care will be taken to preserve any vegetation as per guidelines of Superintendent of Gardens with prior approval
Any loss of these will be duly compensated as per the standard govt. norms and practice
Proper care will be taken to maintain ecological balance
Proper green belt will be developed

**CONCLUSION :-**

Thus existing flora and fauna will be maintained. Also aesthetic values due to ecological factors will be preserved, if any

# ENVIRONMENTAL MANAGEMENT PLAN (EMP)

**Centralized EMP has been evolved which includes :-**

Disaster Management Plan ( DMP ) for Accident and Hazards
Disaster Management Plan ( DMP ) for Medical Safety Scenario
Emergency Planning for Fire Fighting Scenario has been developed

**PROPER TRAINING PROGRAMS WILL BE UNDER TAKEN FOR IMPARTING SCIENTIFIC TRAINING TO SAFETY TEAMS.**

# EMP PLANNING

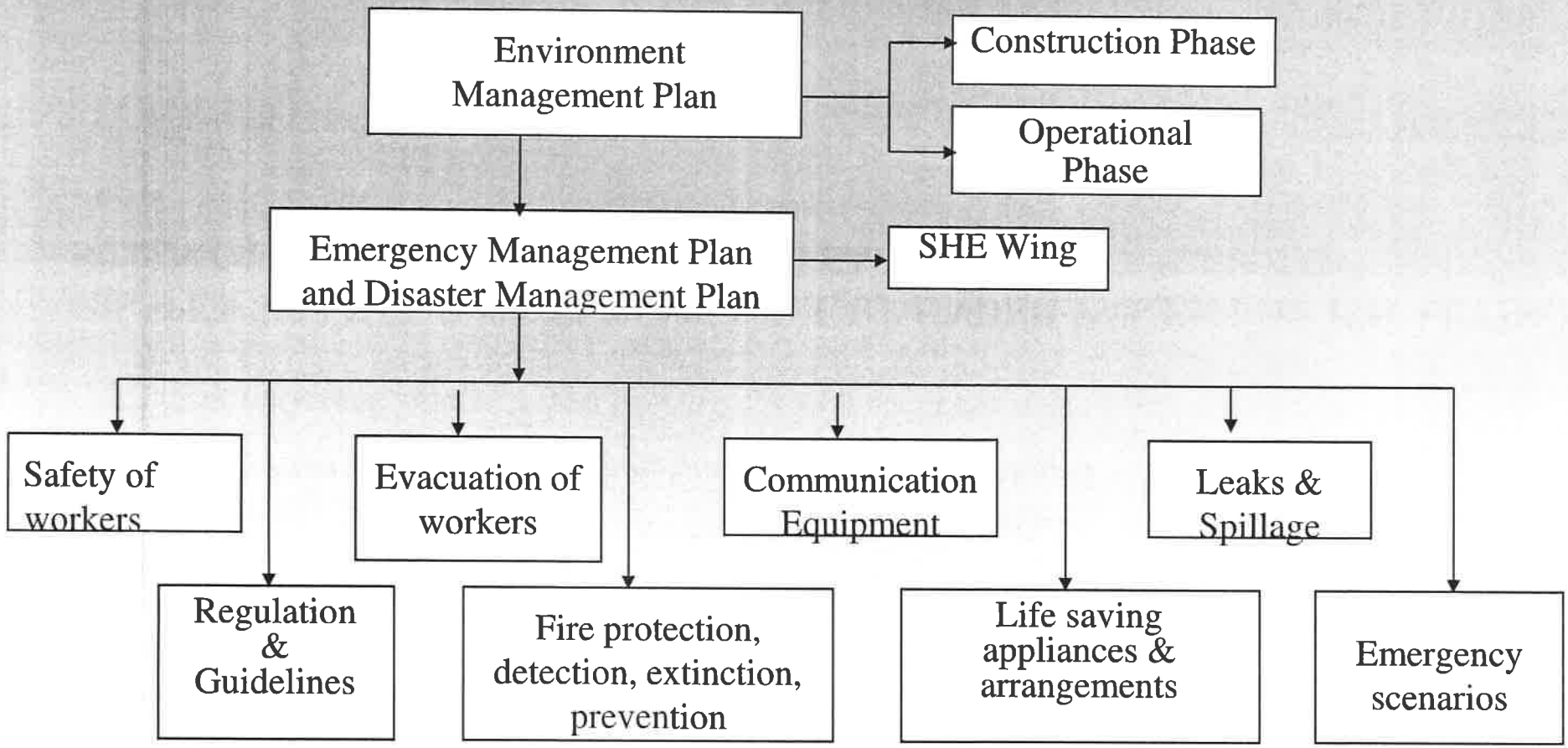

# EMP SCENARIO

## CENTRALIZED ENVIRONMENTAL/ CONSTRUCTION MANAGEMENT PLAN

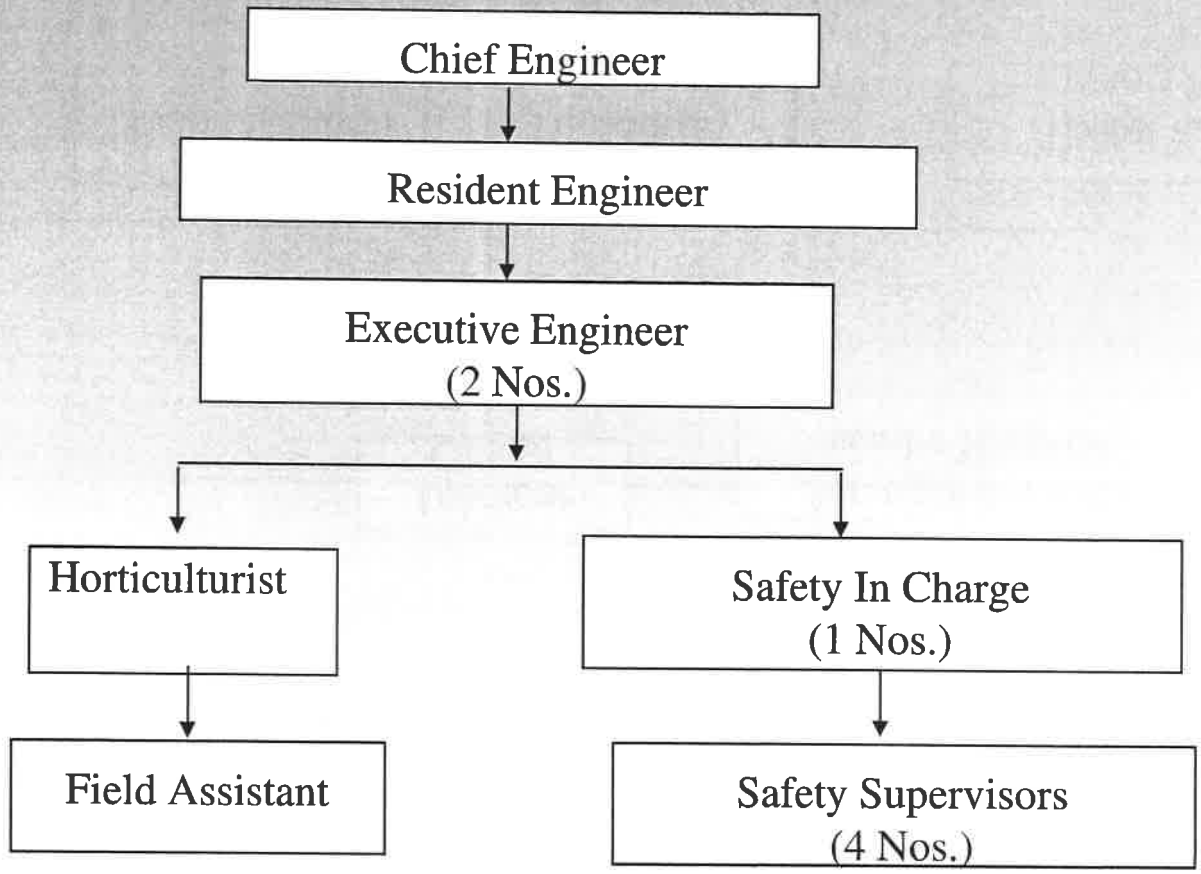

# DMP FOR MEDICAL SAFETY SCENARIO

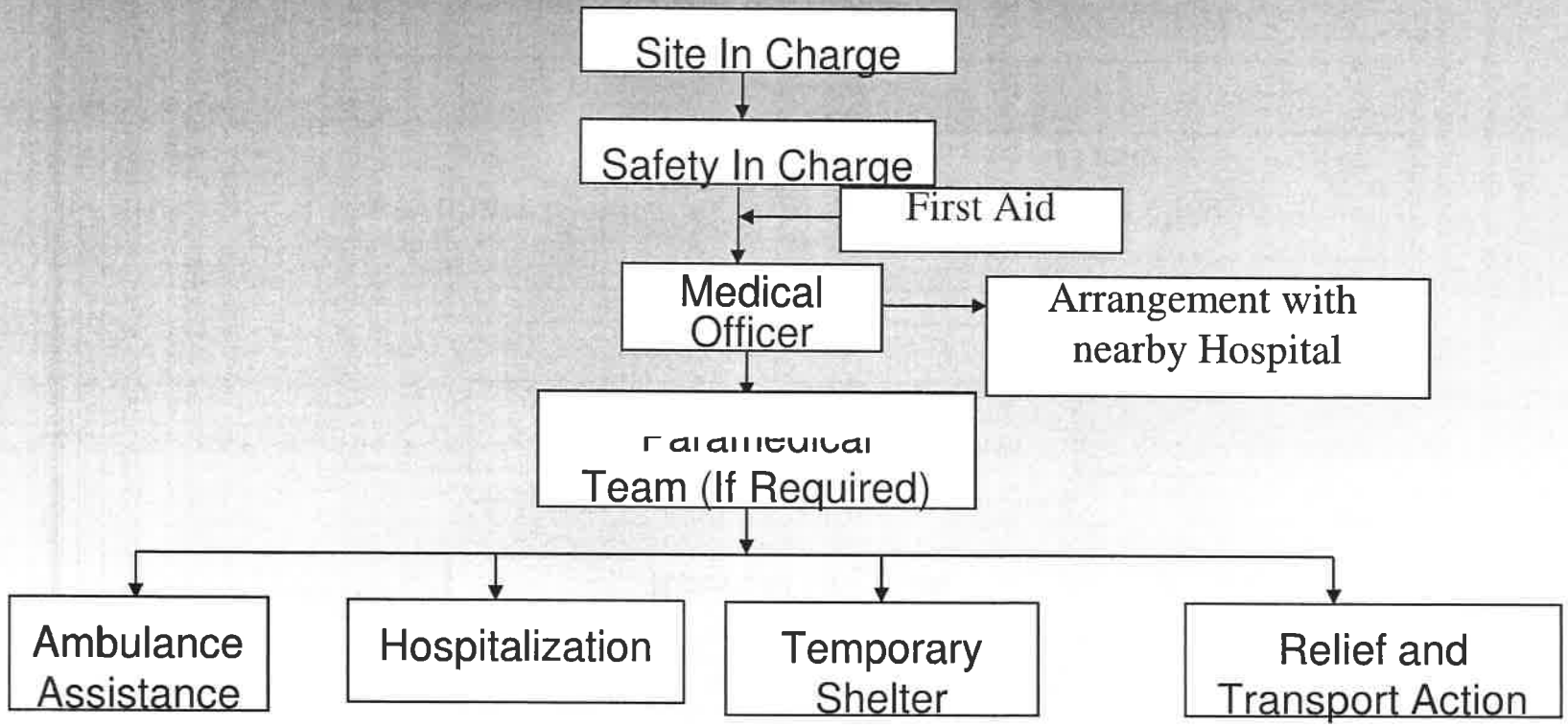

# HIGHLIGHTS OF THE PROJECT

Environmentally sustainable development with minor temporary changes during construction phase
Environmental Management Plan to be implemented during Construction Phase and Operation Phase
Energy Conservation – a priority feature
- Energy meters wherever applicable
- Advanced Building Management Systems (BMS) for energy conservation
- Proper signage for Energy conservation wherever applicable

Water Conservation – another important priority feature
- Minimum consumption of raw water
- Recycling and Reuse of water to be encouraged
- Water meters at consumption points
- Rain Water Harvesting

State of the art Sewage Treatment and Recycling Plant.
Ecological balance will be thoroughly maintained
Proper Solid Waste Management plan will be implemented for all types of Solid Waste
No Hazardous Waste will be generated
Composting to be encouraged
Proper vehicular traffic management
Use of Eco friendly materials like Fly Ash as 20% replacement of Cement & Aluminium.
Operational Phase with Add On environmental gains with less stress and burden on infrastructural facilities.

**" Thus the project aims at sustainable development with Environmental Improvement Plan"**

# IMPACT RANKING

| | |
|---|---|
| **Environment Impact matrix** | 0 NO DISCERNIBLE |
| | 1 NEGLIGIBLE IMPACT |
| | 2 SLIGHT IMPACT |
| | 3 MODERATE IMPACTS |
| | 4 SERIOUS IMPACTS |

# IMPACT MATRIX

| Nature and /or Points of impacts Activity | Building water Use | Sewage discharge | Aerial emission | Hazardous Material handling | Solid waste disposal | Noise | Transport | Socio-economic development |
|---|---|---|---|---|---|---|---|---|
| Land use | | 1 | | | 0 | | | |
| Traffic | | | | | | | 1 | |
| Agricultural | | | | 0 | | | | 1 |
| Migration | 0 | | | 0 | | | 0 | 1 |
| Soil | | | | | 0 | | | |
| Surface water | 0 | 0 | | 0 | | | | |
| Ground water | | 1 | | 1 | | | | |
| Water availability | | 0 | | 0 | | | | |
| Air quality | | | | | | | 1 | 0 |
| Terrestrial flora | | | | | | | | |
| Terrestrial fauna | | | | | 0 | | | |
| Aquatic ecology | 0 | | | | | | | |
| Noise level | | | | | 0 | 0 | | |
| Local economy | 0 | | | | | | | |
| Building/monuments | | | | | | | | |
| Safety | | | 0 | | | | | |
| Villagers displaced by process | | | | | | | | 0 |
| Cumulative effects | | | | | | | | |

THANK YOU

**F. No. 22-35/2020-IA.III**
Government of India
Ministry of Environment, Forest and Climate Change
(Impact Assessment Division)
*****

Indira Paryavaran Bhawan
Aliganj, Jorbagh Road
New Delhi-110 003
e-mail: sharath.kr@gov.in

Dated: 18th November, 2020

**OFFICE MEMORANDUM**

**Sub.: Streamlining the processes of granting Environmental Clearances – reg.**

During the review meetings held for streamlining the Environmental Clearances (EC) process it has come to notice that the grant of EC is delayed due to various reasons which could be avoided.

2. In this regard, the competent authority has desired that the Member Secretaries of the various sectors may strictly adhere to the following guidelines to avoid unnecessary delay while granting ECs.

a. All EAC meetings shall be held at least twice a month to cut down the period of EC approval. There shall not be gap of more than 15 days between two EAC meetings.

b. All the fresh EC proposals which have been submitted up to 10 days before EAC meeting shall be taken up in the meeting. The Project Proponent shall be asked to submit the presentation also along with the EC application & other documents. However all the cases where ADS/EDS were raised and information submitted by Project Proponent even 2 days before the meeting shall be taken up.

c. Acceptance process shall be limited to just check if all the relevant documents have been submitted and all ToRs have been covered / addressed. The queries or issues, which the division may have, should be raised during the EAC meeting only. Member Secretary (MS) ought to ensure that the relevant queries of the division are also pointed out at the time of EAC meetings itself so as to avoid occasion for such queries before and after the examination by Expert Appraisal Committee (EAC). If any issue raised by the MS has not been considered by EAC, then the same may be brought to the notice of the Joint Secretary (JS) concerned. The concerned JS may take appropriate action in this regard.

d. All projects, placed in the agenda, should be considered by the EAC notwithstanding the non-attendance of the Project Proponent or his consultant in the EAC meeting to make a presentation. A clarification may however be sought from the consultant regarding reason for not attending the meeting.

e. In case a Project Proponent or his consultant did not attend the meeting or does not reply to the queries raised for more than six month, the MS should write to the Regional Office of the Ministry to carry out a site inspection so as to check if construction/operation of the project has started.

f. The MSs shall take up all the proposals to the EAC for which the reply to ADS has been received even after the agenda has been uploaded, until two working days before the date of EAC meeting.

g. All the above instructions apply to the cases of ToRs and amendments also to the extent relevant.

3. This issues with the approval of the Competent Authority.

18/11/2020

**(Sharath Kumar Pallerla)**
**Director- IA (Policy)**

To

1. Chairman/ Member Secretaries of all the Expert Appraisal Committees
2. Chairperson/Member Secretaries of all the SEIAAs/SEACs
3. All the Officers of IA Division

**Copy for information to:**

1. PS to Hon'ble Minister for Environment, Forest and Climate Change
2. Ps to Hon'ble MoS (EF&CC)
3. PPS to Secretary (EF&CC)
4. PPS to AS (RSP)/AS (RA)
5. PPS to JS (GM)/JS (SKB)/JS (AKN)
6. Website, MoEF&CC
7. Guard file.

18/11/2020

**(Sharath Kumar Pallerla)**
**Director- IA (Policy)**